

[View online](#) for a better experience

[Subscribe](#) | [Unsubscribe](#)

[Download a printer friendly copy](#)

Wednesday, July 09, 2025

[Email us](#) | www.kylebauerpga.com | **Tel:** 847-729-3611



And then there were 10

Only 10 spots remaining for our signature event

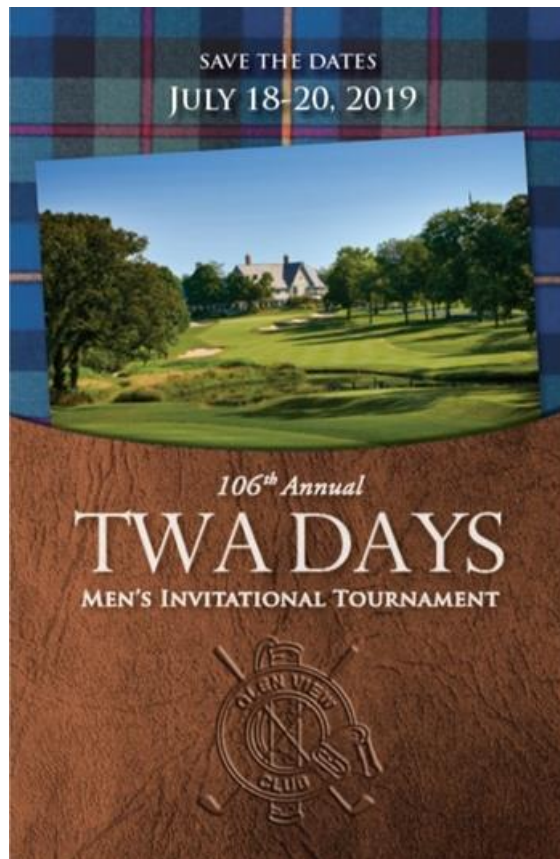
Once we have filled the event, we will start a waiting list.

I hope that you can participate in our signature event at Glen View Club.



Our traditional format will continue: a five-match round robin event within each flight, followed by a four-hole medal play competition among the flight winners, and the “wild card” teams to determine the overall tournament champion.

[Click here](#) to read all the details.



The TWA Days Invitational will be the highlight of the season at Glen View Club and we hope that you are able to participate. It will provide a wonderful opportunity to show your guest our fabulous Club, while sharing in competition and camaraderie with friends. We look forward to your participation. If you have any questions, please

[Contact us >](#)

Golf Shop Merchandise

We are starting to receive our spring shipments for the season. All of our **Kjus** men's and women's apparel has arrived and looks great! We have also received our **Peter Millar** and **Johnnie-O** orders, as well as our new **Smather's & Branson** belts, **American Needle** hats, and **Maui Jim** sunglasses.

Stop by this weekend at the shop to see some of the new items we have for sale this season.



To putt with the pin in

Or to take it out?

That is the question.

Golf's New Rules: Under Rule 13.2a(2)

- There is no longer a penalty if a ball played from the putting green hits a flagstick left in the hole.
- Players are not required to putt with the flagstick in the hole; rather, they continue to have the choice to have it removed (which includes having someone attend the flagstick and remove it after the ball is played).

[Click here](#) to see video and explanation of this rule.

Here is [Golf Digest's article](#) from April 16th: "*The science behind why the flagstick should be pulled 99.9 percent of the time.*"

After you have had a chance to read both - let me know [what you think](#).

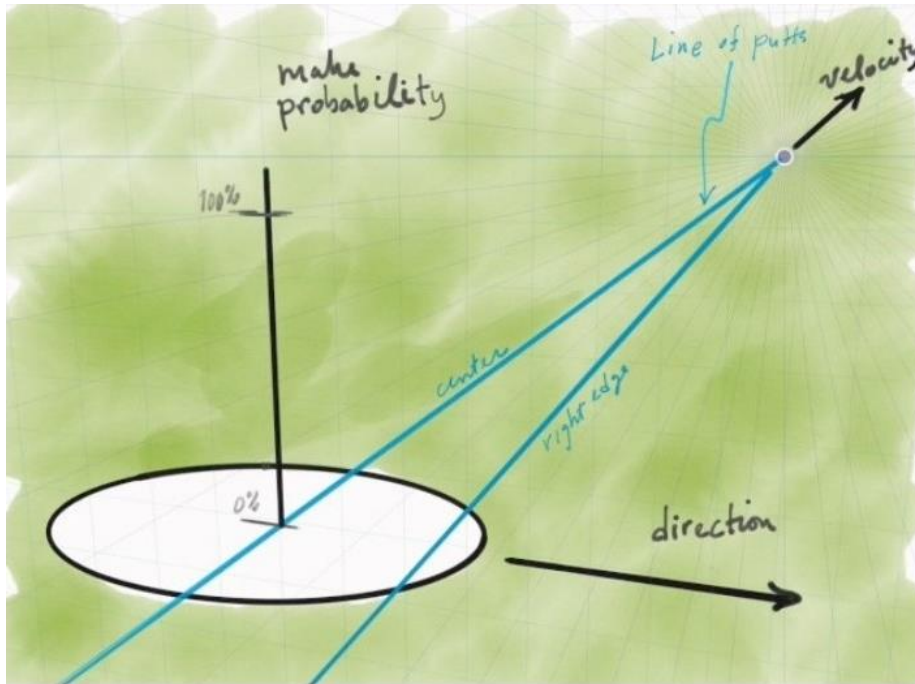


Image source: From GolfDigest April 16th, 2019 Flagstick Science

For more information about the 2019 rules, including diagrams and videos,
[please click here.](#)

If you have any questions - we are here to help.

Contact us >

The big idea in 2019

On the “Face” of it

Once rules were put in place to regulate the speed of face flex and the length of time the ball was on the face we expected the distance race to be curtailed. Not a chance.

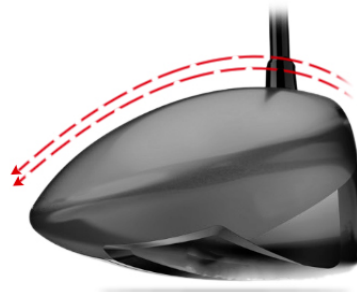


So while the rule-makers constrained the maximum COR and CT of the face, they didn't restrict the maximum size of the hitting zone. At the same time designers have used lighter and stronger materials which then enables them to increase MOI. That means more distance and straighter ball flight.



"If the hitting zone is much larger, then that means not only is the club more forgiving, but you don't have to be as precise. You can swing faster knowing that you have a bigger area of the face to make contact with. Faster clubhead speed means more ball speed."

You will also have noticed the beginnings of clubhead design changes to make the head more aerodynamic. As AI gets involved in clubhead design, expect this area of speed development to accelerate.



1=2=4

“Remember this rough formula. Every extra mph of clubhead speed generates an extra 2mph of ball speed and nearly four extra yards! More aerodynamic heads with faces that allow you more room for error and therefore the chance to swing even faster, are going to make a big difference to many golfers’ golf games.”

Break the speed limit

It's time to prove it and see if you can discover just how much faster you can be.

The best for you

Contact us >

We just need to improve one, some, or all of the following parts, and your playing experience changes more than your game. It changes everything for the better.

Setup

Too often we make it difficult from the start.

Takeaway

You’ve all read that apparently the rest is easy if this is right!

Backswing

How many photos have you seen showing the right position at the top?



Transition

Despite telling us what went before made it easy...

Release

Is this where we “throw the clubhead at the ball”?

Follow-through

More than for show. This will reveal everything.



Yes, this is a nice swing. It could be you. Getting these steps right, or at least better, makes a thrilling difference to your ball striking and the experience out on the golf course.

Get a better experience

What would cause you to smile more often on the golf course? What would give you cause for celebration? If greater consistency of ball striking will help deliver a smile or celebration,

Contact us >

Get in touch

Call 847-729-3611 | [Contact us](#) | [Visit our website](#) | [Visit us](#) | [Read my golf tips](#) | [Book a lesson](#) | [Book a fitting](#) | [Book a round](#) | [Leave a review](#)

This mail was sent to {{contact.contact_email}} by Kyle Bauer and is provided as a service for the members and guests of Glen View Club and has been supported and sponsored by advertisers in this email and our partner suppliers. For any queries contact us on 847-729-3611.

*Sent on behalf of Glen View Club by
RetailTribe: Unit 8 | Blaauwklip Office Park | Stellenbosch | 7600 | 021 880 2693*

Trouble viewing this newsletter? [View it online](#) | [Download a printer friendly copy](#)
[Subscribe here](#) | [Unsubscribe here](#)